

CHALLAN

From:  
MAHESHWARI DATAMATICS PVT. LTD.  
23 R.N.MUKHERJEE ROAD, 5TH FLOOR  
KOLKATA - 700001  
Phone : 2248-2248/2243-5029  
Email: mdpldc@yahoo.com

To:  
TRIDENT INDIA LIMITED  
23, GANESH CHANDRA AVENUE  
3RD FLOOR, KOLKATA  
-  
700013

Shareholding Pattern as on 30/09/2018  
Investors' Grievance Report for quarter ended 30/09/2018  
Balance Confirmation Certificate  
Compliance Certificate U/S 7(3)  
Clause 54(5) Confirmation  
Distribution Schedule both in value and in numbers

Date: 04/10/2018

For MAHESHWARI DATAMATICS PVT. LTD.



**Format of holding of specified securities**


1. Name of Listed Entity: TRIDENT INDIA LIMITED (CIN:-)
2. Scrip Code - Name of Scrip -, - Class of Security Equity
3. Share Holding Pattern Filed under : Reg. 31(1)(a)/Reg. 31(1)(b)/Reg. 31(1)(c )
  - a. If under 31 (1)(b) then indicate the report for Quarter ending: 30/09/2018
  - b. If under 31(1)(c ) then indicate date of allotment/extinguishment

4. **Declaration** : The Listed entity is required to submit the following declaration to the extent of submission of information:-

|   | Particulars  | Yes* | No* |
|---|--|------|-----|
| 1 | Whether the Listed Entity has issued any partly paid up shares?                        |      | No  |
| 2 | Whether the Listed Entity has issued any Convertible Securities or Warrants?           |      | No  |
| 3 | Whether the Listed Entity has any shares against which depository receipts are issued? |      | No  |
| 4 | Whether the Listed Entity has any shares in Locked-in?                                 |      | No  |
| 5 | Whether any shares held by promoters are pledge or otherwise encumbered?               |      | No  |

\* If the Listed Entity selects the option 'No' for the questions above, the column for the partly paid up shares, Outstanding Convertible Securities/Warrants, depository receipts, locked-in shares, No of shares pledged or otherwise encumbered by promoters, as applicable, shall not be displayed at the time of dissemination on the Stock Exchange website. Also wherever there is 'No' declared by Listed Entity in above table the values will be considered as 'Zero' by default on submission of the format of holding of specified securities.

5. The tabular format for disclosure of holding of specified securities is as follows:-



TRIDENT INDIA LIMITED

Table I - Summary Statement holding of specified securities as on 30/09/2018

| Category (I) | Category of shareholder (II)   | Nos. of shareholders (III) | No. of fully paid up equity shares held (IV) | No. of Partly paid-up equity shares held (V) | No. of shares underlying Depository Receipts (VI) | Total nos. shares held (VII)=(IV)+(V)+(VI) | Shareholding as a % of total no. of shares (calculated as per SCRR, 1957) (VIII) As a % of (A+B+C2) | Number of Voting Rights held in each class of securities (IX) |            |        | No of shares Underlying outstanding convertible securities (including Warrants) (X) | Shareholding as a % assuming full conversion of convertible securities (as a percentage of diluted share capital) (XI)=(VII)+(X) As a % of (A+B+C2) | Number of Locked in shares (XII) |         | Number of shares pledged or otherwise encumbered (XIII) |         | Number of equity shares held in dematerialized form (XIV) |                                 |
|--------------|--------------------------------|----------------------------|--|--|---|--|---|---|------------|--------|---|---|----------------------------------|---------|---|---------|---|---------------------------------|
|              |                                |                            |  |  |   |  |   | No of Voting Rights   |            |        |   |   | Total as a % of (A+B+C)          | No. (a) | As a % of total shares held (b)                         | No. (a) |   | As a % of total shares held (b) |
|              |                                |                            |  |  |   |  |   | Class eg:x  | Class eg:y | Total  |   |   |                                  |         |   |         |   |                                 |
| (A)          | Promoter & Promoter group      | 5                          | 542920                                       | 0  | 0   | 542920                                     | 54.5100   | 542920  | 0          | 542920 | 54.5100   | 0   | 0.0000                           | 0       | 0.0000  | 542920  |   |                                 |
| (B)          | Public                         | 106                        | 453080                                       | 0  | 0   | 453080                                     | 45.4900   | 453080  | 0          | 453080 | 45.4900   | 0   | 0.0000                           | NA      |   | 232080  |   |                                 |
| (C)          | Non Promoter - Non Public      |                            |  |  |   |  |   |   |            |        |   |   |                                  | NA      |   |         |   |                                 |
| (C1)         | Shares underlying DRs          |                            |  |  |   |  | NA  |   |            |        |   |   |                                  | NA      |   |         |   |                                 |
| (C2)         | Shares held by Employee Trusts |                            |  |  |   |  |   |   |            |        |   |   |                                  | NA      |   |         |   |                                 |
|              | Total                          | 111                        | 996000                                       | 0  | 0   | 996000                                     | 100.0000  | 996000  | 0          | 996000 | 100.0000  | 0   |                                  |         |   | 775000  |   |                                 |





Table II - Statement Showing shareholding pattern of the Promoter and Promoter Group as on 30/09/2018

|     | Category & Name of the Shareholders (I)                            | PAN (II)   | Nos. of shareholders (III) | No. of fully paid up equity shares held (IV) | Partly paid-up equity shares held (V) | Nos. of shares underlying Depository Receipts (VI) | Total nos. shares held (VII)=(IV)+(V)+(VI) | Shareholding % calculated as per SCRR, 1957) As a % of (A+B+C2) (VIII) | Number of Voting Rights held in each class of securities (IX) |         |        | Total as a % of Total Voting rights | No of shares Underlying outstanding convertible securities (including Warrants) (X) | Shareholding as a % assuming full conversion of convertible securities (as a percentage of diluted share capital) (XI)=(VII)+(X) As a % of A+B+C2) | Number of Locked in shares (XII) |                                 | Number of shares pledged or otherwise encumbered (XIII) |                                 | Number of equity shares held in dematerialized form (XIV) |
|-----|--|------------|----------------------------|--|---------------------------------------|--|--|--|---|---------|--------|-------------------------------------|---|--|----------------------------------|---------------------------------|---|---------------------------------|---|
|     |  |            |                            |  |                                       |  |  |  | No of Voting Rights   |         |        |                                     |   |  | No. (a)                          | As a % of total shares held (b) | No. (a)   | As a % of total shares held (b) |   |
|     |  |            |                            |  |                                       |  |  |  | Class x   | Class y | Total  |                                     |   |  |                                  |                                 |   |                                 |   |
| (1) | Indian   |            |                            |  |                                       |  |  |  |   |         |        |                                     |   |  |                                  |                                 |   |                                 |   |
| (a) | Individuals/Hindu undivided Family                                 |            | 5                          | 542920                                       | 0                                     | 0  | 542920                                     | 54.5100  | 542920  | 0       | 542920 | 54.5100                             | 0   | 54.5100  | 0                                | 0.0000                          | 0   | 0.0000                          | 542920  |
|     | NEERAJ KUMAR JAIN  | AAFHN8939N | 1                          | 391120                                       | 0                                     | 0  | 391120                                     | 39.2691  | 391120  | 0       | 391120 | 39.2691                             | 0   | 39.2691  | 0                                | 0.0000                          | 0   | 0.0000                          | 391120  |
|     | CHANDRAKALA JAIN   | AAVPJ1347C | 1                          | 61000  | 0                                     | 0  | 61000                                      | 6.1245   | 61000   | 0       | 61000  | 6.1245                              | 0   | 6.1245   | 0                                | 0.0000                          | 0   | 0.0000                          | 61000   |
|     | SANTOSH KUMAR JAIN   | ABQPJ9603B | 1                          | 30500  | 0                                     | 0  | 30500                                      | 3.0622   | 30500   | 0       | 30500  | 3.0622                              | 0   | 3.0622   | 0                                | 0.0000                          | 0   | 0.0000                          | 30500   |
|     | KIRAN DEVI JAIN  | AAVPJ1345A | 1                          | 30300  | 0                                     | 0  | 30300                                      | 3.0422   | 30300   | 0       | 30300  | 3.0422                              | 0   | 3.0422   | 0                                | 0.0000                          | 0   | 0.0000                          | 30300   |
|     | VIJAY KUMAR JAIN   | AEZPJ9705J | 1                          | 30000  | 0                                     | 0  | 30000                                      | 3.0120   | 30000   | 0       | 30000  | 3.0120                              | 0   | 3.0120   | 0                                | 0.0000                          | 0   | 0.0000                          | 30000   |
| (b) | Central Government/State Government(s)                             |            |                            |  |                                       |  |  |  |   |         |        |                                     |   |  |                                  |                                 |   |                                 |   |
| (c) | Financial Institutions/Banks                                       |            |                            |  |                                       |  |  |  |   |         |        |                                     |   |  |                                  |                                 |   |                                 |   |
| (d) | Any Other (specify)  |            |                            |  |                                       |  |  |  |   |         |        |                                     |   |  |                                  |                                 |   |                                 |   |
|     | Sub Total  |            | 5                          | 542920                                       | 0                                     | 0  | 542920                                     | 54.5100  | 542920  | 0       | 542920 | 54.5100                             | 0   | 54.5100  | 0                                | 0.0000                          | 0   | 0.0000                          | 542920  |
| (2) | Foreign  |            |                            |  |                                       |  |  |  |   |         |        |                                     |   |  |                                  |                                 |   |                                 |   |
| (a) | Individuals (Non-Resident Individuals/Foreign Individuals)         |            |                            |  |                                       |  |  |  |   |         |        |                                     |   |  |                                  |                                 |   |                                 |   |
| (b) | Government   |            |                            |  |                                       |  |  |  |   |         |        |                                     |   |  |                                  |                                 |   |                                 |   |
| (c) | Institutions   |            |                            |  |                                       |  |  |  |   |         |        |                                     |   |  |                                  |                                 |   |                                 |   |
| (d) | Foreign Portfolio Investor   |            |                            |  |                                       |  |  |  |   |         |        |                                     |   |  |                                  |                                 |   |                                 |   |
| (e) | Any Other (specify)  |            |                            |  |                                       |  |  |  |   |         |        |                                     |   |  |                                  |                                 |   |                                 |   |
|     | Sub Total  |            | 0                          | 0  | 0                                     | 0  | 0  | 0.0000   | 0   | 0       | 0      | 0.0000                              | 0   | 0.0000   | 0                                | 0.0000                          | 0   | 0.0000                          | 0   |
|     | Total Shareholding of Promoter and Promoter Group (A)=(A(1)+(A(2)) |            | 5                          | 542920                                       | 0                                     | 0  | 542920                                     | 54.5100  | 542920  | 0       | 542920 | 54.5100                             | 0   | 54.5100  | 0                                | 0.0000                          | 0   | 0.0000                          | 542920  |



TRIDENT INDIA LIMITED

Table III - Statement Showing shareholding pattern of the Public shareholder as on 30/09/2018

|     | Category & Name of the Shareholders (I)   | PAN (II) | Nos. of shareholders (III) | No. of fully paid up equity shares held (IV) | Partly paid up equity shares held (V) | Nos. of shares underlying Depository Receipts (VI) | Total nos. shares held (VII)=(IV)+(V)+(VI) | Shareholding % calculated as per SCRR, 1957) As a % of (A+B+C2) (VIII) | Number of Voting Rights held in each class of securities (IX) |         |        | Total as a % of Total Voting rights | No of shares Underlying outstanding convertible securities (including Warrants) (X) | Shareholding as a % assuming full conversion of convertible securities (as a percentage of diluted share capital) (XI)=(VII)+(X) As a % of A+B+C2) | Number of Locked in shares (XII) |                          | Number of shares pledged or otherwise encumbered (XIII) |  | Number of equity shares held in dematerialized form (XIV) |
|-----|---|----------|----------------------------|--|---------------------------------------|--|--|--|---|---------|--------|-------------------------------------|---|--|----------------------------------|--------------------------|---|--|---|
|     |   |          |                            |  |                                       |  |  |  | No of Voting Rights   |         |        |                                     |   |  | As a % of total shares held (b)  | No. (Not applicable) (a) | As a % of total shares held (Not applicable) (b)        |  |   |
|     |   |          |                            |  |                                       |  |  |  | Class x   | Class y | Total  |                                     |   |  |                                  |                          |   |  |   |
| (1) | Institutions  |          |                            |  |                                       |  |  |  |   |         |        |                                     |   |  |                                  |                          |   |  |   |
| (a) | Mutual Funds / UTI  |          |                            |  |                                       |  |  |  |   |         |        |                                     |   |  |                                  |                          |   |  |   |
| (b) | Venture Capital Funds   |          |                            |  |                                       |  |  |  |   |         |        |                                     |   |  |                                  |                          |   |  |   |
| (c) | Alternate Investment Funds  |          |                            |  |                                       |  |  |  |   |         |        |                                     |   |  |                                  |                          |   |  |   |
| (d) | Foreign Venture Capital Investors   |          |                            |  |                                       |  |  |  |   |         |        |                                     |   |  |                                  |                          |   |  |   |
| (e) | Foreign Portfolio Investors   |          |                            |  |                                       |  |  |  |   |         |        |                                     |   |  |                                  |                          |   |  |   |
| (f) | Financial Institutions / Banks  |          |                            |  |                                       |  |  |  |   |         |        |                                     |   |  |                                  |                          |   |  |   |
| (g) | Insurance Companies   |          |                            |  |                                       |  |  |  |   |         |        |                                     |   |  |                                  |                          |   |  |   |
| (h) | Provident Funds / Pension Funds   |          |                            |  |                                       |  |  |  |   |         |        |                                     |   |  |                                  |                          |   |  |   |
| (i) | Any Other (specify)   |          |                            |  |                                       |  |  |  |   |         |        |                                     |   |  |                                  |                          |   |  |   |
|     | Sub Total   |          | 0                          | 0  | 0                                     | 0  | 0  | 0.0000   | 0   | 0       | 0      | 0.0000                              | 0   | 0.0000   | 0                                | 0.0000                   | NA  |  | 0   |
| (2) | Central Government / State Government(s) / President of India                     |          |                            |  |                                       |  |  |  |   |         |        |                                     |   |  |                                  |                          |   |  |   |
| (3) | Non-Institutions  |          |                            |  |                                       |  |  |  |   |         |        |                                     |   |  |                                  |                          |   |  |   |
| (a) | Individuals-  |          |                            |  |                                       |  |  |  |   |         |        |                                     |   |  |                                  |                          |   |  |   |
|     | i. Individual shareholders holding nominal share capital upto Rs.2 lakhs          |          | 74                         | 37500  | 0                                     | 0  | 37500                                      | 3.7651   | 37500   | 0       | 37500  | 3.7651                              | 0   | 3.7651   | 0                                | 0.0000                   | NA  |  | 0   |
|     | ii. Individual shareholders holding nominal share capital in excess of Rs.2 lakhs |          | 1                          | 25000  | 0                                     | 0  | 25000                                      | 2.5100   | 25000   | 0       | 25000  | 2.5100                              | 0   | 2.5100   | 0                                | 0.0000                   | NA  |  | 0   |
|     | M.L. JAIN (HUF)   |          | 1                          | 25000  | 0                                     | 0  | 25000                                      | 2.5100   | 25000   | 0       | 25000  | 2.5100                              | 0   | 2.5100   | 0                                | 0.0000                   | NA  |  | 0   |
| (b) | NBFCs registered with RBI   |          |                            |  |                                       |  |  |  |   |         |        |                                     |   |  |                                  |                          |   |  |   |
| (c) | Employee Trusts   |          |                            |  |                                       |  |  |  |   |         |        |                                     |   |  |                                  |                          |   |  |   |
| (d) | Overseas Depositories (holding DRs) (balancing figure)                            |          |                            |  |                                       |  |  |  |   |         |        |                                     |   |  |                                  |                          |   |  |   |
| (e) | Any Other (specify)   |          |                            |  |                                       |  |  |  |   |         |        |                                     |   |  |                                  |                          |   |  |   |
|     | Bodies Corporate  |          | 31                         | 390580                                       | 0                                     | 0  | 390580                                     | 39.2149  | 390580  | 0       | 390580 | 39.2149                             | 0   | 39.2149  | 0                                | 0.0000                   | NA  |  | 232080  |
|     | IDEAL BUILDCON PRIVATE  |          | 1                          | 35000  | 0                                     | 0  | 35000                                      | 3.5141   | 35000   | 0       | 35000  | 3.5141                              | 0   | 3.5141   | 0                                | 0.0000                   | NA  |  | 35000   |

TRIDENT INDIA LIMITED


Table III - Statement Showing shareholding pattern of the Public shareholder as on 30/09/2018

| Category & Name of the Shareholders (I)            | PAN (II)   | Nos. of shareholders (III) | No. of fully paid up equity shares held (IV) | Partly paid-up equity shares held (V) | Nos. of shares underlying Depository Receipts (VI) | Total nos. shares held (VII)=(IV)+(V)+(VI) | Shareholding % calculated as per SCRR, 1957) As a % of (A+B+C2) (VIII) | Number of Voting Rights held in each class of securities (IX) |         |        | No of shares Underlying outstanding convertible securities (including Warrants) (X) | Shareholding as a % assuming full conversion of convertible securities (as a percentage of diluted share capital) (XI)=(VII)+(X) As a % of A+B+C2) | Number of Locked in shares (XII) |                                 | Number of shares pledged or otherwise encumbered (XIII) |  | Number of equity shares held in dematerialized form (XIV) |
|--|------------|----------------------------|--|---------------------------------------|--|--|--|---|---------|--------|---|--|----------------------------------|---------------------------------|---|--|---|
|  |            |                            |  |                                       |  |  |  | No of Voting Rights   |         |        |   |  | No. (a)                          | As a % of total shares held (b) | No. (Not applicable) (a)                                | As a % of total shares held (Not applicable) (b) |   |
|  |            |                            |  |                                       |  |  |  | Class x   | Class y | Total  |   |  |                                  |                                 |   |  |   |
| ASHWIN TRADING PVT. LTD.                           | AACCA1155B | 1                          | 27000  | 0                                     | 0  | 27000                                      | 2.7108   | 27000   | 0       | 27000  | 2.7108  | 0  | 2.7108                           | 0                               | 0.0000  | NA   | 27000   |
| IDEAL MOTOR FINANCE PRIVATE LIMITED                | AAACI9929B | 1                          | 20000  | 0                                     | 0  | 20000                                      | 2.0080   | 20000   | 0       | 20000  | 2.0080  | 0  | 2.0080                           | 0                               | 0.0000  | NA   | 20000   |
| B L IMPEX PRIVATE LIMITED                          | AABC6096M  | 1                          | 20000  | 0                                     | 0  | 20000                                      | 2.0080   | 20000   | 0       | 20000  | 2.0080  | 0  | 2.0080                           | 0                               | 0.0000  | NA   | 20000   |
| GLOBE STOCKS AND SECURITIES LTD.                   | AABCG0032A | 1                          | 20000  | 0                                     | 0  | 20000                                      | 2.0080   | 20000   | 0       | 20000  | 2.0080  | 0  | 2.0080                           | 0                               | 0.0000  | NA   | 20000   |
| KARIKISH VYAPAAR PRIVATE LIMITED                   | AABCK1139L | 1                          | 18000  | 0                                     | 0  | 18000                                      | 1.8072   | 18000   | 0       | 18000  | 1.8072  | 0  | 1.8072                           | 0                               | 0.0000  | NA   | 18000   |
| PICHU SLEEPWEAR PVT LTD                            | AACCP6454G | 1                          | 17000  | 0                                     | 0  | 17000                                      | 1.7068   | 17000   | 0       | 17000  | 1.7068  | 0  | 1.7068                           | 0                               | 0.0000  | NA   | 0   |
| PRJ FINANCE PVT.LTD.                               | AADCP4314Q | 1                          | 15000  | 0                                     | 0  | 15000                                      | 1.5060   | 15000   | 0       | 15000  | 1.5060  | 0  | 1.5060                           | 0                               | 0.0000  | NA   | 15000   |
| ARDHI VANIJYA PRIVATE LIMITED                      | AACCA1654M | 1                          | 15000  | 0                                     | 0  | 15000                                      | 1.5060   | 15000   | 0       | 15000  | 1.5060  | 0  | 1.5060                           | 0                               | 0.0000  | NA   | 15000   |
| BINAVADINI PRINTING & ALLIED WORKS PVT LTD         | AACCB0078N | 1                          | 15000  | 0                                     | 0  | 15000                                      | 1.5060   | 15000   | 0       | 15000  | 1.5060  | 0  | 1.5060                           | 0                               | 0.0000  | NA   | 0   |
| PNC CAPITAL TRUST LTD.                             | AABCP6009J | 1                          | 15000  | 0                                     | 0  | 15000                                      | 1.5060   | 15000   | 0       | 15000  | 1.5060  | 0  | 1.5060                           | 0                               | 0.0000  | NA   | 15000   |
| BOSKI DISTRIBUTORS PVT LTD                         | AABCB0848F | 1                          | 15000  | 0                                     | 0  | 15000                                      | 1.5060   | 15000   | 0       | 15000  | 1.5060  | 0  | 1.5060                           | 0                               | 0.0000  | NA   | 0   |
| FAREAST DISTRIBUTORS PVT LIMITED                   | AAACF6455B | 1                          | 15000  | 0                                     | 0  | 15000                                      | 1.5060   | 15000   | 0       | 15000  | 1.5060  | 0  | 1.5060                           | 0                               | 0.0000  | NA   | 15000   |
| VEEA FISCAL SERVICES PVT LTD                       |            | 1                          | 13000  | 0                                     | 0  | 13000                                      | 1.3052   | 13000   | 0       | 13000  | 1.3052  | 0  | 1.3052                           | 0                               | 0.0000  | NA   | 0   |
| KNITWORTH LEASE FINANCE LTD.                       | AABCK6307J | 1                          | 12000  | 0                                     | 0  | 12000                                      | 1.2048   | 12000   | 0       | 12000  | 1.2048  | 0  | 1.2048                           | 0                               | 0.0000  | NA   | 12000   |
| CYNDRELLA TIE UP PRIVATE LIMITED                   | AABCC8703A | 1                          | 10080  | 0                                     | 0  | 10080                                      | 1.0120   | 10080   | 0       | 10080  | 1.0120  | 0  | 1.0120                           | 0                               | 0.0000  | NA   | 10080   |
| CLASSIC MEDIA MAKER PVT LTD                        | AABCC6042Q | 1                          | 10000  | 0                                     | 0  | 10000                                      | 1.0040   | 10000   | 0       | 10000  | 1.0040  | 0  | 1.0040                           | 0                               | 0.0000  | NA   | 0   |
| EXOIMP RESOURCES PVT LTD                           | AABCE1770H | 1                          | 10000  | 0                                     | 0  | 10000                                      | 1.0040   | 10000   | 0       | 10000  | 1.0040  | 0  | 1.0040                           | 0                               | 0.0000  | NA   | 0   |
| PARIJAT TRACOM LIMITED                             | AABCP4813G | 1                          | 10000  | 0                                     | 0  | 10000                                      | 1.0040   | 10000   | 0       | 10000  | 1.0040  | 0  | 1.0040                           | 0                               | 0.0000  | NA   | 0   |
| WEBTECH SOFTWARES & SERVICES LIMITED               |            | 1                          | 10000  | 0                                     | 0  | 10000                                      | 1.0040   | 10000   | 0       | 10000  | 1.0040  | 0  | 1.0040                           | 0                               | 0.0000  | NA   | 0   |
| WEBCOM SOFTWARES & SERVICES PVT LTD                | AAACW3553D | 1                          | 10000  | 0                                     | 0  | 10000                                      | 1.0040   | 10000   | 0       | 10000  | 1.0040  | 0  | 1.0040                           | 0                               | 0.0000  | NA   | 0   |
| PAYANTA MERCHANTS PVT LTD                          | AABCP6844K | 1                          | 10000  | 0                                     | 0  | 10000                                      | 1.0040   | 10000   | 0       | 10000  | 1.0040  | 0  | 1.0040                           | 0                               | 0.0000  | NA   | 0   |
| BHAWANI FREIGHT AND FORWARDER PRIVATE LIMITED      | AACCB2759A | 1                          | 10000  | 0                                     | 0  | 10000                                      | 1.0040   | 10000   | 0       | 10000  | 1.0040  | 0  | 1.0040                           | 0                               | 0.0000  | NA   | 10000   |
| MAHADEV PNEUMATICS TRADING CO. PVT LTD             | AACCM5917D | 1                          | 10000  | 0                                     | 0  | 10000                                      | 1.0040   | 10000   | 0       | 10000  | 1.0040  | 0  | 1.0040                           | 0                               | 0.0000  | NA   | 0   |
| SUPREME TELEFILMS PVT LTD                          | AAFCS4375J | 1                          | 10000  | 0                                     | 0  | 10000                                      | 1.0040   | 10000   | 0       | 10000  | 1.0040  | 0  | 1.0040                           | 0                               | 0.0000  | NA   | 0   |
| Sub Total  |            | 106                        | 453080                                       | 0                                     | 0  | 453080                                     | 45.4900  | 453080  | 0       | 453080 | 45.4900   | 0  | 45.4900                          | 0                               | 0.0000  | NA   | 232080  |
| Total Public Shareholding (B)=(B)(1)+(B)(2)+(B)(3) |            | 106                        | 453080                                       | 0                                     | 0  | 453080                                     | 45.4900  | 453080  | 0       | 453080 | 45.4900   | 0  | 45.4900                          | 0                               | 0.0000  | NA   | 232080  |

TRIDENT INDIA LIMITED

Table Iv - Statement Showing shareholding pattern of the Non Promoter - Non Public shareholder as on 30/09/2018

| Category & Name of the Shareholders (I)  | PAN (II) | No of shareholders (III) | No. of fully paid up equity shares held (IV) | Partly paid-up equity shares held (V) | Nos. of shares underlying Depository Receipts (VI) | Total nos. shares held (VII)=(IV) + (V)+(VI) | Shareholding % calculated as per SCRR, 1957) As a % of (A+B+C2) (VIII) | Number of Voting Rights held in each class of securities (IX) |         |       | Total as a % of Total Voting rights (X) | No of shares Underlying outstanding convertible securities (including Warrants) (X) | Total Shareholding as a % assuming full conversion of convertible securities (as a percentage of diluted share capital) (XI)=(VII)+(X) As a % of A+B+C2) | Number of Locked in shares (XII) |                                 | Number of shares pledged or otherwise encumbered (XIII) |  | Number of equity shares held in dematerialized form (XIV) |   |
|--|----------|--------------------------|--|---------------------------------------|--|--|--|---|---------|-------|---|---|--|----------------------------------|---------------------------------|---|--|---|---|
|  |          |                          |  |                                       |  |  |  | No of Voting Rights   |         |       |   |   |  | No. (a)                          | As a % of total shares held (b) | No. (Not applicable) (a)                                | As a % of total shares held (Not applicable) (b) |   |   |
|  |          |                          |  |                                       |  |  |  | Class x   | Class y | Total |   |   |  |                                  |                                 |   |  |   |   |
| (1) Custodian / DR Holder  |          |                          |  |                                       |  |  |  |   |         |       |   |   |  |                                  |                                 |   |  |   |   |
| (2) Employee Benefit Trust (under SEBI (Share based Employee Benefit) Regulations, 2014) |          |                          |  |                                       |  |  |  |   |         |       |   |   |  |                                  |                                 |   |  |   |   |
| Total Non Promoter - Non Public Shareholding (C)=(C)(1)+(C)(2)                           |          | 0                        | 0  | 0                                     | 0  | 0  | 0.0000   | 0   | 0       | 0     | 0.0000                                  | 0   | 0.0000   | 0                                | 0.0000                          | NA  | NA   |   | 0 |



| TRIDENT INDIA LIMITED                  |               |          |              |          |
|--|---------------|----------|--------------|----------|
| Distribution Schedule as on 30/09/2018 |               |          |              |          |
| Share Holding                          | No of Holders | % age    | No of Shares | % age    |
| 151 to 250                             | 36            | 32.4324  | 7200         | 0.7229   |
| 251 to 500                             | 31            | 27.9279  | 9300         | 0.9337   |
| 501 to 5000                            | 13            | 11.7117  | 39500        | 3.9659   |
| Above 5000                             | 31            | 27.9279  | 940000       | 94.3775  |
| Grand Total                            | 111           | 100.0000 | 996000       | 100.0000 |
| Distribution Schedule as on 30/09/2018 |               |          |              |          |
| Share Holding                          | No of Holders | % age    | No of Shares | % age    |
| Upto 500                               | 67            | 60.3604  | 16500        | 1.6566   |
| 1001 to 2000                           | 6             | 5.4054   | 9000         | 0.9036   |
| 2001 to 3000                           | 2             | 1.8018   | 5500         | 0.5522   |
| 4001 to 5000                           | 5             | 4.5045   | 25000        | 2.5100   |
| 5001 to 10000                          | 9             | 8.1081   | 90000        | 9.0361   |
| Above 10000                            | 22            | 19.8198  | 850000       | 85.3414  |
| Grand Total                            | 111           | 100.0000 | 996000       | 100.0000 |
| Distribution Schedule as on 30/09/2018 |               |          |              |          |
| Notional Value of (Rs.)                | No of Holders | % age    | Amount (Rs.) | % age    |
| Upto 5000                              | 67            | 60.3604  | 165000       | 1.6566   |
| 10001 to 20000                         | 6             | 5.4054   | 90000        | 0.9036   |
| 20001 to 30000                         | 2             | 1.8018   | 55000        | 0.5522   |
| 40001 to 50000                         | 5             | 4.5045   | 250000       | 2.5100   |
| 50001 to 100000                        | 9             | 8.1081   | 900000       | 9.0361   |
| Above 100000                           | 22            | 19.8198  | 8500000      | 85.3414  |
| Grand Total                            | 111           | 100.0000 | 9960000      | 100.0000 |





|                                       |               |               |
|---------------------------------------|---------------|---------------|
| TRIDENT INDIA LIMITED                 |               |               |
| Shareholding Summary as on 30/09/2018 |               |               |
| <b>As per Folio/Client Id</b>         |               |               |
| Form                                  | No of Records | No of Shares  |
| PHYSICAL                              | 93            | 221000        |
| NSDL                                  | 18            | 775000        |
| CDSL                                  | 0             | 0             |
| <b>TOTAL</b>                          | <b>111</b>    | <b>996000</b> |

